

2023 Employment Report



Visit the Career Management Center
business.columbia.edu/recruiters

Post positions online
business.columbia.edu/recruiters/post-a-job

Columbia Business School students experience unparalleled access to dynamic companies and leaders around the world, joining an entrepreneurial community that fosters innovation and creates everyday impact in the global marketplace.


Students build connections with practitioners and industry leaders and tap into a lifetime network of more than 50,000 alumni spanning over 120 countries who offer mentoring opportunities, internships, and so much more. The School's Manhattanville campus has enabled us to educate more students, embrace more alumni, elevate faculty research and scholarship, entice new thought leaders and practitioners, expand our connection of theory to practice, and strengthen engagement across the University and New York City.

Columbia Business School does more than prepare students for what's next – we help define that future. Together, our students and faculty generate and disseminate ideas that impact the world.

At CBS, we have continually retooled how we educate students and have vastly expanded our course offerings to meet the needs of a rapidly changing business landscape. Our curriculum offers a comprehensive range of business courses that delve deeply into fields such as tech fundamentals, applied AI, digital product management, blockchain/crypto, and climate technology. Experiential courses leverage our state-of-the-art campus and co-working spaces, fostering opportunities for students to collaborate in the kinds of cross-functional teams that are essential to modern organizations. Students explore the impact of tech and data on valuation and investing, collaborate with leading executives through our private equity program, and participate in consulting projects that enable them to learn from and apply their business skills to real world situations.

Our faculty are leading the way in cutting-edge research and teaching to develop future leaders who will solve problems impacting the way we will live and work over the next half century and beyond. In the pages that follow, you will see the impressive range of industries and functional areas where our graduates are working and already making an impact. When you hire from Columbia Business School, you are acquiring innovative leaders equipped with the creative and analytical skills needed to create value for your organization. I encourage you to engage these remarkable professionals to help you navigate the future.

Sincerely,



Costis Maglaras
Dean and David and Lyn Silfen
Professor of Business
Columbia Business School



3.5
Average Undergraduate GPA

Class of 2023 Graduate Employment

41%
Women

42%
Minorities of U.S. Origin

46%
Non-U.S. Citizens

28
Average Age of Entry

5
Average Years of Work Experience

700–760
GMAT Range (Middle 80%)

730
Average GMAT

614
Number of students entering in August 2021

215
Number of students entering in January 2022

94%
of students reported their job satisfaction as a 4 or 5 on a scale of 1–5

From healthcare to sustainability, private equity to social enterprise and technology, our students are making an impact across sectors and industries. Through on-campus recruiting, skillful networking, and job postings, Columbia MBA graduates found full-time positions in a wide variety of businesses and functions across the globe. As always, our active network of more than 50,000 alumni played a central role.

Class of 2023 Compensation Summary*

Category	% Receiving	Median	Range
Base Salary	100	\$175,000	\$50,000–\$309,000
Signing Bonus	71.7	\$30,000	\$5,000–\$222,800
Other Guaranteed Compensation	17.0	\$31,000	\$2,480–\$285,161

Class of 2023 Job Offers and Acceptances

Three months after graduation
84% Offers **81%** Acceptances

As of year end
92% Offers **91%** Acceptances

Top three reasons Class of 2023 gave for accepting an offer were:

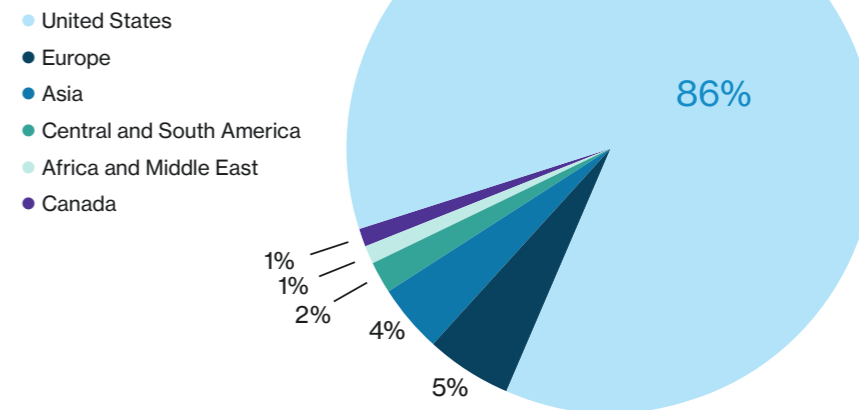
17.5% advancement opportunities

14.3% firm culture and people

13.8% company reputation

80 Alumni Clubs around the World

Employment by Geographic Region Class graduating 2023



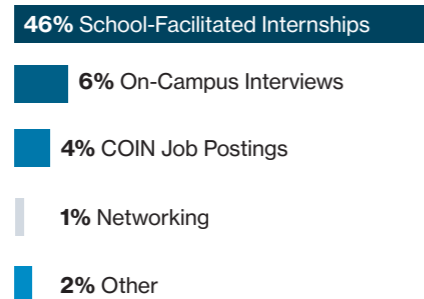
“Through initiatives such as the Silfen Leadership Series and Phillips Pathway for Inclusive Leadership, I have been able to experience amazing business and world-class leaders speak towards the need for social impact, and how empathetic leadership can be the competitive edge of the digital future. We stand in this dynamic moment in time of huge technological advancements and opportunities. CBS has enriched my professional journey in ways that allow me to not only meet the moment, but to lead the moment.”



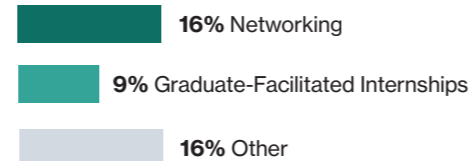
Wilson Darko '24
Product Manager Intern
Microsoft

Source of Opportunity

59%
School-facilitated



41%
Graduate-facilitated



*Data reflects students who reported compensation. Guaranteed compensation does not include tuition reimbursement, relocation compensation, carry, or non-guaranteed performance bonuses. These figures do not include students returning to a sponsoring employer (125), starting their own business (23), or going to a family business (3) in adherence to the MBA Career Services & Employer Alliance's reporting standards.



The Lang Center for Entrepreneurship notes 46 students across all degree programs are pursuing their own ventures on a full-time or part-time basis.

Others have elected to join startups in roles such as product management, strategy, operations, and data analytics. These students look to get in on the ground floor of growing organizations and use their entrepreneurial mindset developed at Columbia Business School to help create and lead the companies of the future. The startups are in various areas, such as sustainable packaging, healthcare access, fashion circularity, edtech, and AI-powered analytics.

2023 Graduates Compensation by Industry

	%	Base Salary			Other Guaranteed Compensation*			%**
		Range	Median	Range	Median	Range		
Consulting	36.3	60,000	275,000	190,000	5,000	132,000	30,000	82.4%
Consumer Products	3.2							
Beverages / Food	0.5	-	-	-	-	-	-	-
Other / Diversified Products	2.7	60,000	250,000	120,000	5,000	100,000	22,500	36.4%
Education/Government/Nonprofit	1.6	88,081	175,836	120,000	-	-	-	-
Financial Services	35.7							
Consumer Finance & Analytics	1.7	125,000	150,000	140,000	20,000	77,500	30,000	87.5%
Investment Banking	16.4	30,000	225,000	175,000	20,000	140,000	50,000	86.2%
Investment Management	7.5	125,000	350,000	160,000	20,000	225,000	65,000	62.2%
Private Equity	5.6	81,000	288,000	175,000	2,480	715,000	71,000	51.6%
Venture Capital	2.8	60,000	190,000	165,000	30,000	100,000	80,000	38.5%
Other Finance	1.7	100,000	150,000	130,000	-	-	-	-
Fintech	0.8	50,000	186,000	170,000	15,500	70,000	42,750	40.0%
Healthcare	2.6							
Pharma / Biotech / Devices	1.8	65,160	170,000	133,000	25,000	55,000	30,000	66.7%
Providers & Services	0.8	-	-	-	-	-	-	-
Manufacturing	0.9	75,000	150,000	120,000	10,000	35,000	22,500	40.0%
Media, Entertainment & Sports	2.0	75,000	210,000	130,000	5,000	60,000	12,000	71.4%
Real Estate	3.3	72,000	250,000	145,000	10,000	21,250	10,300	27.8%
Retail	0.8	-	-	151,000	-	-	50,000	75.0%
Technology	10.8							
Hardware / Software / Telecom	2.8	74,400	309,000	150,000	5,000	385,361	30,000	75.0%
Internet Services / E-Commerce	6.8	75,447	200,000	157,100	10,000	222,800	47,000	92.6%
Other Tech	1.2	140,000	198,000	161,000	-	-	25,000	50.0%
Other	2.0	110,000	230,000	175,000	15,000	32,458	31,000	72.7%

To offer a more complete picture of Columbia Business School's graduating class, the employment report includes sponsored students. This report includes students who cited employment by three months post-graduation or August 17, with information collected through September 17.

For the purpose of rankings, the School submits data to ranking organizations and publications in adherence with MBA CSEA standards, which ask that sponsored students returning to their employers not be included.

* Includes sign-on, year-end and other guaranteed compensation besides base salary but does not include tuition reimbursement, relocation compensation, carry or nonguaranteed performance bonuses.

** Reflects percentage of students reporting other guaranteed compensation within specified industry/function.

2023 Graduates Compensation by Function

	%	Base Salary			Other Guaranteed Compensation*			%**
		Range	Median	Range	Median	Range		
Consulting	41.5%							
Consulting	36.0%	60,000	261,000	190,000	5,000	132,000	30,000	82.1%
Internal Consulting / Strategic Planning	5.5%	110,000	210,000	150,000	5,000	50,000	25,000	69.6%
Finance	34.8%							
Corporate Finance	1.8%	100,000	309,000	142,800	12,000	171,200	52,000	44.4%
Investment Banking	16.6%	30,000	225,000	175,000	20,000	140,000	50,000	86.2%
Investment Management	6.9%	125,000	350,000	165,000	25,000	225,000	65,000	59.4%
Private Equity	4.7%	81,000	288,000	184,140	2,480	715,000	82,000	52.0%
Venture Capital	2.3%	110,000	190,000	170,000	30,000	87,500	65,000	36.4%
Other	2.5%	120,000	180,000	150,000	15,000	225,000	55,000	50.0%
Management	6.8%							
General Management / Leadership Development Program	3.8%	60,000	198,000	125,000	12,000	60,000	30,500	44.4%
Operations / Production	3.0%	65,000	175,836	150,000	10,000	100,000	25,000	53.8%
Marketing	11.0%							
Brand / Product Management	6.4%	75,447	200,000	150,000	5,000	385,361	44,325	86.2%
Business Development	3.5%	50,000	185,000	151,000	5,000	125,000	35,000	55.0%
Product Marketing	0.3%	-	-	-	-	-	-	-
Other	0.8%	-	-	-	-	-	-	-
Real Estate	3.7%							
Asset Management / Investments	2.5%	102,375	175,000	145,000	10,000	110,000	20,000	57.1%
Development	1.2%	72,000	250,000	150,000	-	-	-	-
Other Functions	2.2%							
Law	0.7%	-	-	227,500	-	-	23,500	50.0%
Other	1.5%	74,400	250,000	128,000	30,000	55,000	36,750	71.4%

“The Healthcare and Pharmaceutical Management Program at CBS has fantastic events that include the development of AI in the healthcare industry, health equity, women’s health, and more. I have been able to gain perspectives on the current trends of the healthcare industry and develop my own stance on what I believe the future of the industry holds.”



Palak Bajaj '24
MBA Intern – Marketing Rotational Program
Pfizer

3.5
Average Undergraduate GPA

42%
Women

44%
Minorities of U.S. Origin

53%
Non-U.S. Citizens

28
Average Age of Entry

5
Average Years of Work Experience

700–760
GMAT Range (Middle 80%)

729
Average GMAT

848
students entered the class of 2024 – 629 in Aug. '22 and 219 in Jan. '23

Internship Employment

For our 629 August-entry students in the class of 2024, the summer provided an opportunity to explore a new function or industry. Internships are also valuable to companies in assessing a student's fit for full-time employment after graduation. Many of our 219 January-entry students sought in-semester internships during their summer term.

91%
of interns reported their job satisfaction as a 4 or 5 on a scale of 1–5

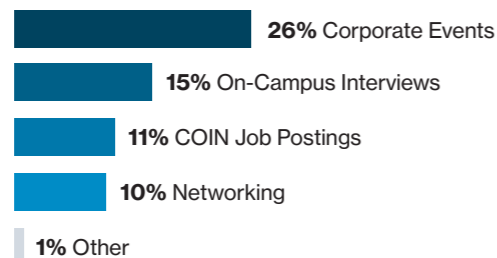
“The strength of the Columbia Business School faculty was a key driver behind my decision to come to the school. Almost every course I have taken has allowed me to connect with incredible guest speakers from some of the leading firms globally who give up their time to speak to CBS students. This has ensured a fantastic balance between fundamental theoretical principles and current real-world applications, as these speakers bring the issues they face daily to CBS classrooms. The incredible international student community at CBS has also forced me to take a broader worldview. To be a leader in the world of business today, you must have a global view, as the challenges we face can only be solved with global solutions, and CBS has done an amazing job in preparing me to face these challenges.”



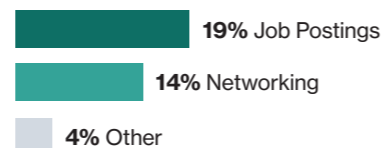
Matthew Goyder '24
Investment Intern, Renewables Power & Transition Team
Brookfield Asset Management

Source of Opportunity

63%
School-facilitated



37%
Student-facilitated



2023 Interns Salary by Industry

	%	Monthly Salary		Median
		Range*		
Consulting	18.3%	2,500	20,000	14,806
Consumer Products	5.7%			
Beverages / Food	2.9%	1,280	10,000	8,840
Other/Diversified Products	2.8%	2,182	11,200	6,600
Education / Gov't / Nonprofit	1.6%	–	–	5,800
Financial Services	45.6%			
Consumer Finance & Analytics	4.2%	7,700	14,076	10,666
Investment Banking	20.2%	2,500	18,748	14,178
Investment Management	9.7%	4,000	19,167	11,368
Private Equity	5.6%	2,000	17,000	11,666
Venture Capital	5.7%	1,188	14,400	4,800
Other Finance	0.2%	–	–	–
Fintech	1.4%	2,000	10,800	8,320
Healthcare	3.3%			
Pharma / Biotech / Devices	2.4%	7,296	13,400	9,232
Providers & Services	0.9%	6,000	10,400	9,400
Manufacturing	0.7%	–	–	10,000
Media, Entertainment & Sports	3.1%	3,360	9,600	5,440
Real Estate	1.7%	4,800	10,500	8,000
Retail	1.2%	3,200	13,584	13,200
Technology	14.8%			
Hardware / Software / Telecom	3.8%	5,600	12,300	8,970
Internet Services / E-Commerce	10.6%	4,100	15,805	10,115
Other Tech	0.4%	–	–	–
Other	2.6%	3,200	18,000	5,400

* A dash (–) Indicates less than 50% with salary information.

2023 Interns Salary by Function

	%	Monthly Salary		Median
		Range*		
Consulting	30.5%			
Consulting	18.8%	2,500	20,000	14,612
Internal Consulting / Strategic Planning	11.7%	2,000	13,584	8,000
Finance	47.5%			
Corporate Finance	8.3%	3,200	17,500	10,000
Investment Banking	20.6%	2,500	18,748	14,064
Investment Management	7.4%	4,000	19,167	11,600
Private Equity	4.9%	2,000	17,000	11,600
Venture Capital	5.8%	1,188	14,400	4,800
Other	0.5%	–	–	10,768
Management	5.1%			
General Management / Leadership Development Program	1.4%	6,800	11,200	8,000
Operations / Production	3.7%	1,280	12,300	10,000
Marketing	14.5%			
Brand / Product Management	8.4%	4,200	15,000	10,000
Business Development	4.0%	3,200	15,805	6,000
Product Marketing	1.2%	4,800	9,240	8,460
Other	0.9%	6,400	10,115	7,200
Real Estate	1.0%			
Asset Management / Investments	0.5%	–	–	7,600
Development	0.5%	–	–	8,000
Other Functions	1.4%			
Law	0.9%	–	–	–
Other	0.5%	–	–	10,058

Select Hiring Organizations

Columbia Business School students accepted summer internships and full-time positions with a broad range of companies in 2023.

388 Ventures	Brookside Equity Partners	Eli Lilly	Hotmart	MongoDB	PwC Strategy& Middle East	Sun Capital Partners
4x4 Capital	Brown Advisory	Ellington Management	HubSpot	Morgan Stanley	Pzena Investment Management	Suntory
AB Bernstein	Brown University	Endeavor	Hudson Sustainable Group	Motorq	Qualtrics	Surewell Equities Inc.
Accion	Building and Land Technology	Endeavour	IBM	MTS Health Partners	R5	Swift Anchor
Actis	Campbell Soup Company	Energize Capital	IBM Investors	Mubadala Investment Company	Raine Group	TampaBay.Ventures
Activate Venture Partners	Canal	ENGIE	Illuminate Financial	MUFG Bank	Ralph Lauren	Tanger Outlets
Activision Blizzard King	Cantina	Enhalus Capital	Impact America Fund	NABIS	Rambuttri Rung Ruang	TAP Advisors
Acumen	Cape Cod Baseball League	Eniac Ventures	Impact Community Capital	National Basketball Association	Recharge Capital	Tata Consultancy Services
Adept AI	Capgemini	ennabl	Incode Tech	NBCUniversal	Regeneration	Tesla
Adidas	Capital One	Equinox Partners	In-Depth Partners	Ncontracts	Related	ThirdWay Partners
Adobe	Cartier	EQX Biome	Integral Ad Science	Nestle Health Science	Rentas e Inversiones Baker SpA	Thirty Madison
Advent International	Carwiser	Estee Lauder Companies	Intellia Therapeutics	Netflix	Restaurant Brands International	THRYV
AEG Presents	Casa Dragones	Evercore	Intellipro Group	Neuberger Berman	Revise Clothing	Tiffany and Co.
AGC Inc.	Cathay Innovation	EY-Parthenon	Intuit	New America	Richemont	Tikehau Capital
Airbnb	Causeway Capital Management	Fidelity International	Invesco	New York Mets	Rinse	TikTok
AlixPartners	Caveat Emptor Capital Management	Fidelity Investments	Invus Group, The	Newlab	Robeco	TLcom Capital
Alojica	Cajal	Finansa Securities Limited	Jadian Capital	News Corp	Robinhood	Tokyo Stock Exchange, Inc.
Alpaca VC	CBS Sports	First Point Dental	Janus Property Company	NextStory Capital	Rothschild & Co.	Toptal
Altamar Cam Partners	CDH Investments	Five Arrows Managers (USA) LLC	Jefferies	Nike	Rwanda Development Board	Touchdown Ventures
Altterra Mountain Company	Celonis	Five Point Growth Partners	JLL	Nitorum Capital LP	RXR	TR Ventures
Altman Solon	Centerview Partners	FJ Labs, INC.	Johnson & Johnson	Nomic AI	Saavy Wealth	Trammell Crow Company
Alvarez & Marsal	Central Japan Railway Company	Flexit	JPMorgan Chase & Co.	Nomura	Salesforce	Trinity Life Sciences
Amazon	Change All Souls Housing Corporation	Flowcode	JVP Management	Nomura Research Institute	Samsung Global Strategy Group	TriSpan
Amer Sports	Children's Hospital of Philadelphia	Flybridge Capital Partners	Kearney	North Colony	SandboxAQ	True Beauty Ventures
American Century Investments	China Electronic Corporation	Form Energy	Keefe, Bruyette & Woods, Inc.	North Shield Capital	Sanford C. Bernstein & Co.	TS Conductor
American Express	CICC	Fosun RZ Capital	KI Group HQ	Northrop Grumman	Saratoga Research and Investment Management	Turing
Ames Foundation	Citi	Founds Group, The	Kize Capital	NotCo	Savanna Investment Management LLC	Twelve Below
Ampere Energy	Cofertility	Franklin Templeton Investments	KKR	OC&C Strategy Consultants	SchoolWise Partners LLC	Uber
Ananda Impact Ventures	Cohen & Steers	Freestyle Snacks	Koch Equity Development	Oliver Wyman	Schroders	UBS
Anchorage Capital Group	Columbia Investment Management Company	Fried Frank	Korea Investment & Securities US	OMERS Infrastructure Europe	Season Health	Unigestion
Anduril Industries	Comcast	Frog (Capgemini Invent)	KPMG	Onaya Fashions Pvt Ltd	SecondFront Systems	United States Army
Anheuser-Busch	Conduce Health	FT Partners	Kuwait Life Sciences	OP Crypto	Sensa Padel	United States Department of Defense
Antin Infrastructure Partners	Congruent Ventures	FTAI aviation (PE portfolio company of Fortress)	L.E.K. Consulting	Orbis Investment Management	ServiceNow	United States Government
Apollo Global Management	Context VC	FTI Consulting	Lazard	Orchard Global	Servimed Industrial S.P.A.	United States Navy
Apple	Coranet Corp.	Gabelli Asset Management Company (GAMCO)	Leap Wallet	Ourcrowd	SharkNinja	Upstart Co-Lab
Aretex Capital Partners	Correlation Ventures	Galaxy Digital	Lepercq, de Neuflyze & Co.	Outpost	Sharper Sense	Valor Capital Group
Articulate	Craftory, The	Gate, The	Leste Investments	Owl Creek Asset Management	Shelter Rock Capital Group	ValueDo Life Sciences Consulting
Artisan Partners	Creative Arts Agency	Genentech	Level Leaders	Oxeon Partners	Shiru	Vanguard
Ashford Venture Partners	Credit Suisse	General Mills	Lex Ferenda Litigation Funding	Orchard Global	SideDish	Velocity Global
Asset Administradora General de Fondos S.A.	CVS Health	GENUI	LexisNexis	Ourcrowd	Sidley Austin	Verdogy Inc
Atlas Obscura	CW Industrial Partners	GiantLeap Capital	Licorice	Outpost	Siemens AG	Verizon
Atlassian	Daily Harvest	Gogo Curry	Lincoln International	Owl Creek Asset Management	Sigma	Verkada
AtomicMind	Danone	Goldman Sachs	LinkedIn	Oxeon Partners	Sinclair Pharma Limited North America	Veronica Beard
Attentive.AI	Davis Advisors	Goodleap	LionTree LLC	Palm Home Improvement	Sixth Street Partners	Via
AutoNation	DBG Properties LLC	GoodLight Capital	Lithium Capital Management	Paramount	Skadden, Arps, Slate, Meagher & Flom LLP	Waffle Insurance
Avenue Technologies	DC Advisory	Google	L'oreal	Partners Group	Sherpa	Walmart
Axon Capital	Decipad	GP Investments	Loro Piana	PartnerSlate Capital	Shur	Warburg Pincus
Bain & Company	Deloitte	Graham Care Group	Louis Vuitton	Passkey Inc.	Shur	Warner Brothers Discovery
Bain Capital	Denham Capital	Grant Avenue Capital LLC	LS Power LLC	Patria Investments	Shur	Waterman Interests
Balyasny Asset Management	Deutsche Bank	Greenhill & Co.	Lupin	Pattern	Shur	Wellington
Banco Santander US	Developing World Markets (DWM)	Greycroft	M&T Bank	Paul Hastings LLP	Shur	Wellness Classroom, The
Bank of America	DG Capital Management	Griffin Capital	M13	Paul, Weiss, Rifkind, Wharton & Garrison LLP	Shur	Wells Fargo
Barclays	Diageo	Grupo PRB	Major Food Group	PayPal	Shur	Welltower
Baring Private Equity Asia	Digital Currency Group	Guggenheim Partners	Maniv Mobility	Peacock	Shur	White Oak Pastures
Baron Capital	Digitalis Ventures	Gumshoe Capital Management LLC	Mars & Co	Peloton	Shur	WorldQuant
Bayer	DNB Bank	Gunderson Dettmer Stough Villeneuve Franklin & Hachigian LLP	Mars Growth Capital	PepsiCo	Shur	Xiahongshu
Beachwold Residential	Dolby Laboratories	Hamlin Capital Management, LLC	Mastercard	Perella Weinberg Partners	Shur	Xpansiv
Belong Health	DOMO VC	Harley Street Medical	Matrix Consulting	Pfizer	Shur	Yale Ventures
Bestinver	Downing Capital Group	Health Enterprise Partners	McKinsey & Company	Phalanx Impact Partners	Shur	Zenith Partners
Better Balance Foods	Doximity	Healthcare Royalty Partners	MediaLink	Picus Capital	Shur	Zillow
Bili Bili	Draper Associates	Healthie	Merck	PIMCO	Shur	
BlackBern Partners LLC	dub	Helaina	Meta	Pin Drop Rum	Shur	
BlackRock	DuPont	Helium-3 Ventures	MFG Partners	PJT Partners	Shur	
Bleecker Street Hospitality	East Wind Advisors	Highland Electric Fleets	MFS Investment Management	Playground	Shur	
Blue Water Advisors	Echo Properties	Hines Real Estate	Microsoft	Plenary Group	Shur	
BNP Paribas	Edwards Lifesciences	Hitachi, Ltd.	MidCap Financial	Plentify	Shur	
Boston Consulting Group	Electronic Arts	Honest NY Realty	Milbank LLP	Plutus Capital New York	Shur	
Bowery Capital		Hospital for Special Surgery	Mill	PollyLabs	Shur	
BPEA EQT			Mitchell's Family of Stores	Ponte Partners	Shur	
BRICK Education Network			Mitsubishi Estate Co., Ltd.	Porsche North America	Shur	
Bristol Myers Squibb			Moelis & Company	Prime Capital	Shur	
Brizo Capital			Molax Trading Limited	Pro-ficiency	Shur	
Brookfield Asset Management			Monarch	Progressive Insurance	Shur	
Brooklyn Museum			Mondelez International	Promecap	Shur	
				Protect Biotech	Shur	
				PT. Multi Spunindo Jaya	Shur	
				Pura Vida Investments LLC	Shur	
				PwC Strategy&	Shur	

Top Employers of 2023

Graduates

Company	New Hires	Sponsored	Total Hires
McKinsey & Company	38	39	77
Boston Consulting Group	29	10	39
Bain & Company	15	15	30
Amazon	18		18
Morgan Stanley	17	1	18
Deloitte	10	7	17
PwC Strategy&	12	3	15
Google	14		14
JPMorgan Chase & Co.	9		9
AlixPartners	8		8
Bank of America	8		8
Citi	6	1	7
Goldman Sachs	6	1	7
Credit Suisse	6		6
Oliver Wyman	5	1	6
Alvarez & Marsal	5		5
Centerview Partners	5		5
Lazard	5		5
PJT Partners	5		5
Barclays	4		4
BNP Paribas	4		4
Evercore	4		4
EY-Parthenon	4		4
Kearney	3	1	4
Moelis & Company	4		4
Visa	4		4
BlackRock	3		3
Guggenheim Partners	3		3
Nomura	1	2	3
Pfizer	3		3
Rothschild & Co.	3		3
Welltower	3		3

Interns

Company	New Hires
Amazon	29
Boston Consulting Group	23
McKinsey & Company	23
Morgan Stanley	19
Bain & Company	14
JPMorgan Chase & Co.	12
Bank of America	11
Citi	11
Evercore	9
Google	9
Lazard	9
PwC Strategy&	9
EY-Parthenon	8
Moelis & Company	8
American Express	7
Credit Suisse	7
Goldman Sachs	7
Visa	7
Deloitte	6
Barclays	5
PepsiCo	5
Pfizer	5
Apollo Global Management	4
BlackRock	4
Microsoft	4
Paramount	4
AlixPartners	3
East Wind Advisors	3
Jefferies	3
Kearney	3
L.E.K. Consulting	3
Mastercard	3
Perella Weinberg Partners	3
PIMCO	3
PJT Partners	3
Restaurant Brands International	3
Walmart	3
Xpansiv	3

“The rigorous academic coursework not only equipped me with cutting-edge knowledge but also accelerated my credibility in the ever-evolving landscape of modern business. Active participation in a broad range of clubs granted me direct exposure to influential entrepreneurs and industry leaders, opening doors to unique opportunities and forging valuable connections. Finally, the Career Management Center has emerged as one of my most ardent advocates, offering unwavering support during significant moments as I navigated the path toward achieving my professional objectives.”



Jeff McClellan '24
MBA Intern – HR Leadership Development Program
Amazon Web Services



Hiring Columbia Talent

Post summer and school-year internships and part-time, full-time, and experienced hire opportunities.

business.columbia.edu/recruiters/post-a-job

Access online resume databases that include student and alumni profiles and career preferences.

business.columbia.edu/recruiters/recruit-at-cbs



Career Management Center
Columbia Business School
David Geffen Hall
645 W.130th St.
New York, NY 10027

212-854-5471
cmc@gsb.columbia.edu

Visit the Career Management Center
business.columbia.edu/recruiters

Post positions online
business.columbia.edu/recruiters/post-a-job